

## CONVENTIONAL A-SECTION WRAPPED V-BELTS

(Kevlar® Cords Applications available)

### PRODUCT DESCRIPTION

Wear resistant cover fabric, Low-stretch tension member, Specially developed high grade elastomers, High performance, Long service life, Uniform belt geometry, High flexibility, Suitable for flat belt transmission, Maximum economy, Temp. resistance from  $-35^{\circ}\text{C}$  to  $+70^{\circ}\text{C}$ , Limited oil resistance, Antistatic, Tolerance stable, Matched sets without sorting. Recommended for all general purpose drives with higher horsepower ratings. Conventional V-Belts are measured on the inside diameter (Example A91=91" inside length, =93" outside length)

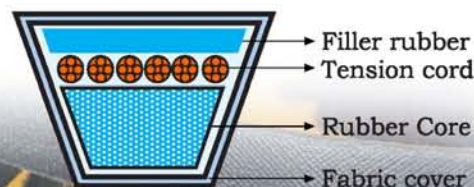
### SECTION RANGE (inch)

Section	Top width	Height	Length Range
<b>8</b>	8mm	5mm	425-1275mm
<b>Z</b>	10mm	6mm	400-1775mm
<b>A</b>	1 1/2"	5/16"	12"-240"
<b>B</b>	2 1/32"	7/16"	22"-660"
<b>20*</b>	20mm	12,5mm	1300-5000mm
<b>C</b>	7/8"	17/32"	36"-550"
<b>25*</b>	25mm	16mm	1400-8500mm
<b>D</b>	1 1/4"	3/4"	36"-550"
<b>E</b>	1 1/2"	29/32"	36"-550"

\*used for agricultural machines

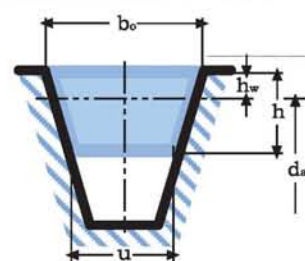
**D&D POWER\*DRIVE A91**  
**D&D POWER\*DRIVE A91**  
**D&D POWER\*DRIVE A91**

Profile section →  
 Circumference Inside Length (Inch-Li) →



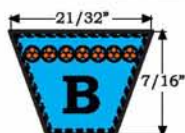
SECTION		8	Z/10	A/13	B/17	20	C/22	25	D/32	E/40
Upper Belt Width	$b_o = \text{mm}$	8	10	13	17	20	22	25	32	40
Belt Height	$h = \text{mm}$	5	6	8	11	12,5	14	16	20	25
Upper Pitch Width	$b_w = \text{mm}$	8	10	13	17	20	22	25	32	40
$L_a = L_w (L_p)$	+ mm	12	16	20	29	31	30	39	51	77
$L_w (L_p) = L_i$	+ mm	19	22	30	40	48	58	61	75	80
$L_a = L_i$	+ mm	31	38	50	69	79	88	100	126	157
Recommended Min. pulley Dia $\varnothing$		40	50	71	112	160	180	250	355	500

Cross Section dimensions



Cross Section dimensions, Technical Data, Conversion Values of Conventional Wrapped V-Belts



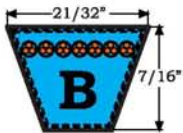


Manufacturing Range :22" - 660"  
 "B" section inside length plus 3" equals outside length up to 120  
 B220 and larger inside length plus 1.3" equals outside length.  
 (ie. B240=B241.3)  
 Top width -21/32", Depth- 13/32"

## CONVENTIONAL B-SECTION WRAPPED V-BELTS

Part Number	Approx. Outside Length (in)	Part Number	Approx. Outside Length (in)	Part Number	Approx. Outside Length (in)
B19 5L 220	22	B67 5L 700	70	B118	121
B20 5L 230	23	B68 5L 710	71	B119	122
B21 5L 240	24	B69 5L 720	72	B120	123
B22 5L 250	25	B70 5L 730	73	B121	124
B23 5L 260	26	B71 5L 740	74	B122	125
B24 5L 270	27	B72 5L 750	75	B123	126
B25 5L 280	28	B73 5L 760	76	B124	127
B26 5L 290	29	B74 5L 770	77	B125	128
B27 5L 300	30	B75 5L 780	78	B126	129
B28 5L 310	31	B76 5L 790	79	B127	130
B29 5L 320	32	B77 5L 800	80	B128	132
B30 5L 330	33	B78 5L 810	81	B129	132
B31 5L 340	34	B79 5L 820	82	B130	133
B32 5L 350	35	B80 5L 830	83	B131	134
B32,5 5L 355	35,5	B81 5L 840	84	B132	135
B33 5L 360	36	B82 5L 850	85	B133	136
B33,5 5L 365	36,5	B83 5L 860	86	B134	137
B34 5L 370	37	B84 5L 870	87	B135	138
B35 5L 380	38	B85 5L 880	88	B136	139
B36 5L 390	39	B86 5L 890	89	B137	140
B37 5L 400	40	B87 5L 900	90	B138	141
B38 5L 410	41	B88 5L 910	91	B139	142
B38,5 5L 415	41,5	B89 5L 920	92	B140	143
B39 5L 420	42	B90 5L 930	93	B141	144
B40 5L 430	43	B91 5L 940	94	B142	145
B41 5L 440	44	B92 5L 950	95	B143	146
B42 5L 450	45	B93 5L 960	96	B144	147
B43 5L 460	46	B94 5L 970	97	B145	148
B44 5L 470	47	B95 5L 980	98	B146	149
B45 5L 480	48	B96 5L 990	99	B147	150
B46 5L 490	49	B97 5L 1000	100	B148	151
B47 5L 500	50	B98 5L 1010	101	B150	153
B48 5L 510	51	B99 5L 1020	102	B151	154
B49 5L 520	52	B100	103	B152	155
B50 5L 530	53	B101	104	B153	156
B51 5L 540	54	B102	105	B154	157
B52 5L 550	55	B103	106	B156	159
B53 5L 560	56	B104	107	B157	160
B54 5L 570	57	B105	108	B158	161
B54,5 5L 575	57,5	B106	109	B159	162
B55 5L 580	58	B107	110	B160	163
B56 5L 590	59	B108	111	B162	165
B57 5L 600	60	B109	112	B163	166
B58 5L 610	61	B110	113	B164	167
B59 5L 620	62	B111	114	B165	168
B60 5L 630	63	B112	115	B166	169
B61 5L 640	64	B113	116	B167	170
B62 5L 650	65	B114	117	B168	171
B63 5L 660	66	B115	118	B169	172
B64 5L 670	67	B116	119	B171	174
B65 5L 680	68	B117	120	B173	176



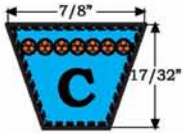


Manufacturing Range :22" - 660"  
 "B" section inside length plus 3" equals outside length up to 120  
 B220 and larger inside length plus 1.3" equals outside length.  
 (ie. B240=B241.3)  
 Top width -21/32", Depth- 13/32"

## CONVENTIONAL B-SECTION WRAPPED V-BELTS

Part Number	Approx. Outside Length (in)	Part Number	Approx. Outside Length (in)	Part Number	Approx. Outside Length (in)
B174	177	B212	215	B265	267
B175	178	B213	216	B266	268
B178	181	B214	217	B270	272
B180	183	B215	218	B276	278
B182	185	B216	219	B280	282
B183	186	B217	220	B285	287
B184	187	B220	223	B290	292
B185	188	B221	224	B292	294
B187	190	B223	226	B293	295
B188	191	B225	227	B300	302
B189	192	B229	231	B310	312
B190	193	B230	232	B315	317
B191	194	B232	234	B330	332
B192	195	B236	238	B340	342
B193	196	B237	239	B341	343
B195	198	B240	242	B345	347
B197	200	B245	247	B346	348
B198	201	B248	250	B350	352
B200	203	B249	251	B354	356
B202	205	B250	252	B360	362
B204	207	B251	253	B389	391
B205	208	B253	255	B394	396
B206	209	B255	257	B433	435
B208	211	B257	259	B512	514
B210	213	B259	261	B553	555



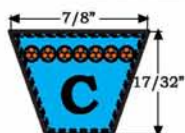


Manufacturing Range :36" - 550"  
 "C" section inside length plus 4" equals outside length up to 220  
 C225 and larger inside length plus 2.2" equals outside length.  
 (i.e.. C225=C227.2)  
 Top width -7/8", Depth- 17/32"

## CONVENTIONAL C-SECTION WRAPPED V-BELTS

Part Number	Approx. Outside Length (in)	Part Number	Approx. Outside Length (in)	Part Number	Approx. Outside Length (in)
C36	40	C97	101	C157	161
C38	42	C98	102	C158	162
C43	47	C99	103	C159	163
C44	48	C100	104	C160	164
C46	50	C101	105	C161	165
C47	51	C102	106	C162	166
C48	52	C103	107	C163	167
C49	53	C104	108	C164	168
C50	54	C105	109	C165	169
C51	55	C106	110	C166	170
C52	56	C107	111	C167	171
C53	57	C108	112	C168	172
C54	58	C109	113	C169	173
C55	59	C110	114	C170	174
C56	60	C111	115	C171	175
C57	61	C112	116	C172	176
C58	62	C113	117	C173	177
C59	63	C114	118	C174	178
C60	64	C115	119	C175	179
C61	65	C116	120	C176	180
C62	66	C117	121	C177	181
C63	67	C118	122	C178	182
C64	68	C119	123	C179	183
C65	69	C120	124	C180	184
C66	70	C121	125	C181	185
C67	71	C122	126	C182	186
C68	72	C123	127	C183	187
C69	73	C124	128	C184	188
C70	74	C126	130	C185	189
C71	75	C128	132	C186	190
C72	76	C130	134	C187	191
C73	77	C131	135	C188	192
C74	78	C132	136	C189	193
C75	79	C134	138	C190	194
C76	80	C135	139	C191	195
C77	81	C136	140	C192	196
C78	82	C137	141	C193	197
C79	83	C138	142	C194	198
C80	84	C140	144	C195	199
C81	85	C141	145	C196	200
C82	86	C142	146	C197	201
C83	87	C143	147	C198	202
C84	88	C144	148	C199	203
C85	89	C145	149	C200	204
C86	90	C146	150	C201	205
C87	91	C147	151	C202	206
C88	92	C148	152	C203	207
C89	93	C149	153	C204	208
C90	94	C150	154	C205	209
C91	95	C151	155	C206	210
C92	96	C152	156	C207	211
C93	97	C153	157	C208	212
C94	98	C154	158	C209	213
C95	99	C155	159	C210	214
C96	100	C156	160	C211	215

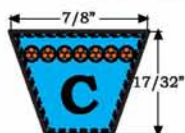




Manufacturing Range :36" - 550"  
 "C" section inside length plus 4" equals outside length up to 220  
 C225 and larger inside length plus 2.2" equals outside length.  
 (i.e.. C225=C227.2)  
 Top width -7/8", Depth- 17/32"

## CONVENTIONAL C-SECTION WRAPPED V-BELTS

Part Number	Approx. Outside Length (in)	Part Number	Approx. Outside Length (in)	Part Number	Approx. Outside Length (in)
C36	40	C97	101	C157	161
C38	42	C98	102	C158	162
C43	47	C99	103	C159	163
C44	48	C100	104	C160	164
C46	50	C101	105	C161	165
C47	51	C102	106	C162	166
C48	52	C103	107	C163	167
C49	53	C104	108	C164	168
C50	54	C105	109	C165	169
C51	55	C106	110	C166	170
C52	56	C107	111	C167	171
C53	57	C108	112	C168	172
C54	58	C109	113	C169	173
C55	59	C110	114	C170	174
C56	60	C111	115	C171	175
C57	61	C112	116	C172	176
C58	62	C113	117	C173	177
C59	63	C114	118	C174	178
C60	64	C115	119	C175	179
C61	65	C116	120	C176	180
C62	66	C117	121	C177	181
C63	67	C118	122	C178	182
C64	68	C119	123	C179	183
C65	69	C120	124	C180	184
C66	70	C121	125	C181	185
C67	71	C122	126	C182	186
C68	72	C123	127	C183	187
C69	73	C124	128	C184	188
C70	74	C126	130	C185	189
C71	75	C128	132	C186	190
C72	76	C130	134	C187	191
C73	77	C131	135	C188	192
C74	78	C132	136	C189	193
C75	79	C134	138	C190	194
C76	80	C135	139	C191	195
C77	81	C136	140	C192	196
C78	82	C137	141	C193	197
C79	83	C138	142	C194	198
C80	84	C140	144	C195	199
C81	85	C141	145	C196	200
C82	86	C142	146	C197	201
C83	87	C143	147	C198	202
C84	88	C144	148	C199	203
C85	89	C145	149	C200	204
C86	90	C146	150	C201	205
C87	91	C147	151	C202	206
C88	92	C148	152	C203	207
C89	93	C149	153	C204	208
C90	94	C150	154	C205	209
C91	95	C151	155	C206	210
C92	96	C152	156	C207	211
C93	97	C153	157	C208	212
C94	98	C154	158	C209	213
C95	99	C155	159	C210	214
C96	100	C156	160	C211	215

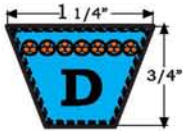


Manufacturing Range :22" - 550"  
 "C" section inside length plus 4" equals outside length up to 220  
 C225 and larger inside length plus 2.2" equals outside length.  
 (i.e.. C225=C227.2)  
 Top width -7/8", Depth- 17/32"

## CONVENTIONAL C-SECTION WRAPPED V-BELTS

Part Number	Approx. Outside Length (in)	Part Number	Approx. Outside Length (in)	Part Number	Approx. Outside Length (in)
C212	216	C267	269,2	C322	324,2
C213	217	C268	270,2	C323	325,2
C214	218	C269	271,2	C324	326,2
C215	219	C270	272,2	C325	327,2
C216	220	C271	273,2	C326	328,2
C217	221	C272	274,2	C327	329,2
C218	222	C273	275,2	C328	330,2
C219	223	C274	276,2	C329	331,2
C220	224	C275	277,2	C330	332,2
C221	225	C276	278,2	C331	333,2
C222	226	C277	279,2	C332	334,2
C223	227	C278	280,2	C333	335,2
C224	228	C279	281,2	C334	336,2
C225	227,2	C280	282,2	C335	337,2
C226	228,2	C281	283,2	C336	338,2
C227	229,2	C282	284,2	C337	339,2
C228	230,2	C283	285,2	C338	340,2
C229	231,2	C284	286,2	C339	341,2
C230	232,2	C285	287,2	C340	342,2
C231	233,2	C286	288,2	C341	342,2
C232	234,2	C287	289,2	C342	344,2
C233	235,2	C288	290,2	C343	345,2
C234	236,2	C289	291,2	C344	346,2
C235	237,2	C290	292,2	C345	347,2
C236	238,2	C291	293,2	C346	348,2
C237	239,2	C292	294,2	C347	349,2
C238	240,2	C293	295,2	C348	350,2
C239	241,2	C294	296,2	C349	351,2
C240	242,2	C295	297,2	C350	352,2
C241	243,2	C296	298,2	C351	353,2
C242	244,2	C297	299,2	C352	354,2
C243	245,2	C298	300,2	C353	355,2
C244	246,2	C299	301,2	C354	356,2
C245	247,2	C300	302,2	C355	357,2
C246	248,2	C301	303,2	C356	358,2
C247	249,2	C302	304,2	C357	359,2
C248	250,2	C303	305,2	C358	360,2
C249	251,2	C304	306,2	C359	361,2
C250	252,2	C305	307,2	C360	362,2
C251	253,2	C306	308,2	C361	363,2
C252	254,2	C307	309,2	C362	364,2
C253	255,2	C308	310,2	C363	365,2
C254	256,2	C309	311,2	C364	366,2
C255	257,2	C310	312,2	C365	367,2
C256	258,2	C311	313,2	C366	368,2
C257	259,2	C312	314,2	C367	369,2
C258	260,2	C313	315,2	C368	370,2
C259	261,2	C314	316,2	C369	371,2
C260	262,2	C315	317,2	C370	372,2
C261	263,2	C316	318,2	C371	373,2
C262	264,2	C317	319,2	C372	374,2
C263	265,2	C318	320,2	C373	375,2
C264	266,2	C319	321,2	C374	376,2
C265	267,2	C320	322,2	C375	377,2
C266	268,2	C321	323,2	C376	378,2



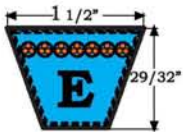


Manufacturing Range :81" - 550"  
 "C" section inside length plus 4" equals outside length up to 210  
 C220 and larger inside length plus 2.7" equals outside length.  
 (i.e.. C240=C242.7)  
 Top width -1/1/4", Depth- 3/4"

## CONVENTIONAL D-SECTION WRAPPED V-BELTS

Part Number	Approx. Outside Length (in)	Part Number	Approx. Outside Length (in)	Part Number	Approx. Outside Length (in)
D81	86	D165	170	D255	260
D90	95	D167	172	D270	275
D95	100	D170	175	D280	285
D105	110	D171	176	D285	290
D107	112	D173	178	D300	305
D112	117	D175	180	D310	315
D114	119	D180	185	D315	320
D120	125	D195	200	D330	335
D125	130	D200	205	D345	350
D128	133	D205	210	D360	365
D136	141	D210	215	D390	395
D144	149	D225	230	D420	425
D152	157	D240	245	D450	455
D158	163	D248	253	D480	485
D162	167	D250	255	D540	545

"ASK FOR OTHER SIZES NOT INCLUDED IN OUR LISTS"



Manufacturing Range :144" - 550"  
 "E" section inside length plus 6" equals outside length  
 Top width -1 1/4", Depth- 3/4"

## CONVENTIONAL E-SECTION WRAPPED V-BELTS

Part Number	Approx. Outside Length (in)	Part Number	Approx. Outside Length (in)	Part Number	Approx. Outside Length (in)
E144	150	E240	246	E376	382
E180	186	E270	276	E390	396
E195	201	E300	306	E420	426
E210	216	E330	336	E480	486
E225	231	E360	366	D300	305

